



# GOVT. DEGREE COLLEGE


KODUR(RS), Annamayya Dt.

Affiliated to Yogi Vemana University, Re-accredited by NAAC with 'B' Grade

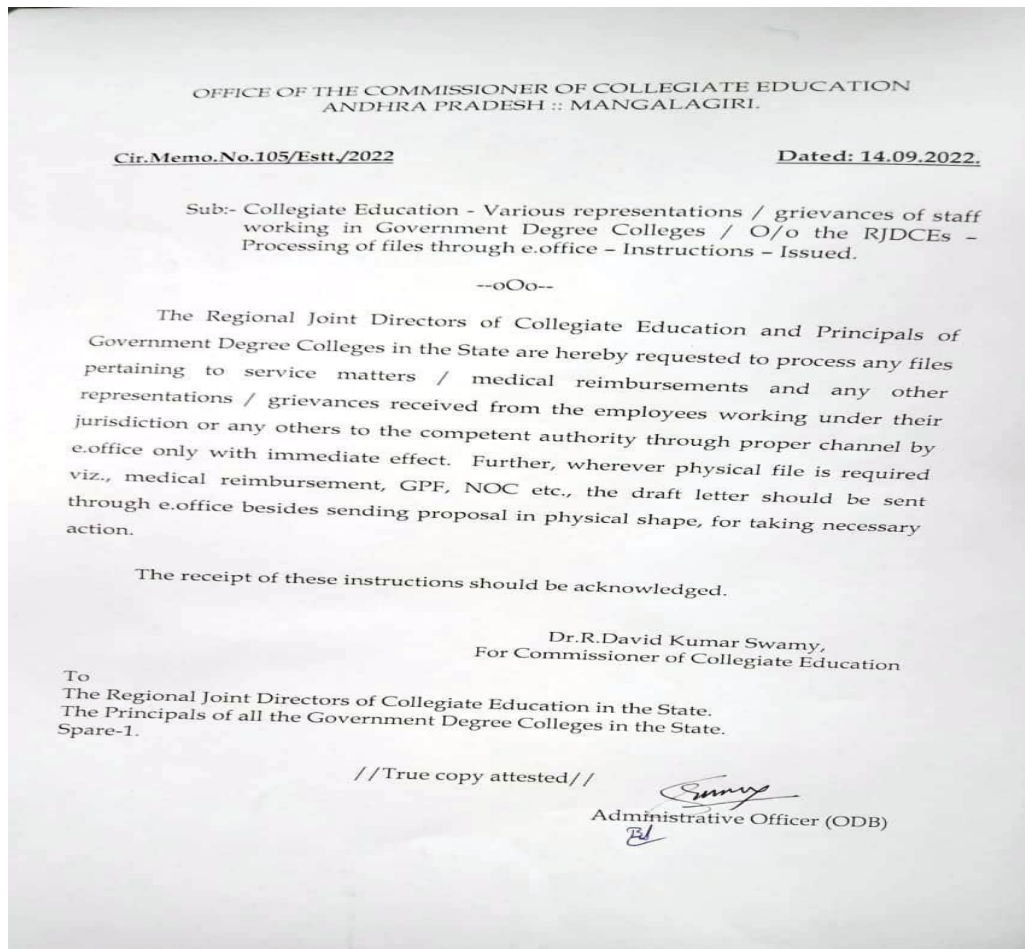
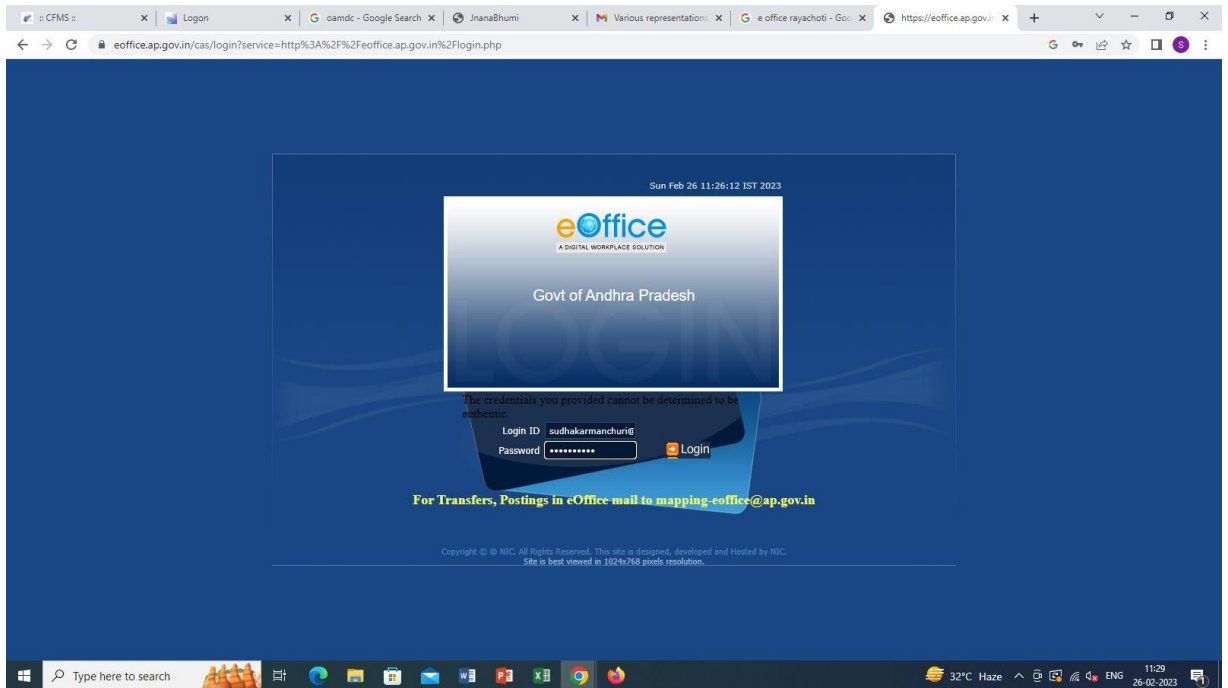
## 6.2.2 Implementation of e-governance of Govt. Degree College, Kodur

In the college administration, there is a mechanism to communicate the things among the personnel in the hierarchical order like Commissioner, Joint directors, Academic Guidance Officer, Regional Joint Director, Principal and faculty through e-office for Administration, CFMS for **Finance and Accounts**, OAMDC **Student Admission and Support** for and Jnanabhumi Portal **Examination**.

1. **Administration:** e-office
2. **Finance and Accounts:** CFMS
3. **Student Admission and Support:** OAMDC
4. **Examination:** Jnanabhumi Portal

  
PRINCIPAL  
Govt. Degree College  
Koduru (RS) Annamayya Dist.

## 1. Administration: e-office



## 2. Finance and Accounts: CFMS

The screenshot shows the CFMS web application interface. The user is logged in as BHUPATHIREDDY KONETIGARI. The main navigation menu includes: GRIEVANCE, Budget, Common Tasks, My Tasks, Informations, Accounting (selected), Expenditure, Beneficiary Management, and Biometric/IRIS Device. The Accounting section contains three tiles: Employees TDS DDO Level, a tile with a 'Cannot load tile' error, and Non-Employee TDS DDO Level. The Expenditure section contains several tiles: Bill Life Cycle Management (BLM) CFMS, DDO Finder, Beneficiary Search CFMS, a 'Cannot load tile' error, Download Multiple Beneficiary Request CFMS, Government Deductions, and another 'Cannot load tile' error. A user profile dropdown menu is open, showing options: Recent Activities, Frequently Used, App Finder, Settings, Edit Home Page, About, and Sign Out. The Windows taskbar at the bottom shows the date as 26-02-2023 and the time as 11:14.

## 3. Student Admission and Support: OAMDC

The screenshot shows the OAMDC web application interface. The header displays 'AP OAMDC - 2022-23 ADMISSIONS (ONLINE ADMISSIONS MODULE FOR DEGREE COLLEGES) ADMISSIONS INTO DEGREE PROGRAMMES - WEB BASED COUNSELLING'. The user is logged in as 17644. The main navigation menu includes: Home, Services, and Reports. A dropdown menu is open under Reports, listing the following options: Candidate Admission Details, Oriental College Registered Details Report, SPOT Registration Report, SPOT Transactions Report, Spot Derived Vacancy Report, CAT-B Derived Vacancy Report, CATB Registration Report, CAT-B Transactions Report, SPOT And CAT-B Cancelled Report, and SPOT And CAT-B Verification Pending Report. The footer contains the text '© Copyrights APSICHE-2021 All Rights Reserved.' and 'Designed & Developed by APOOnline'. The Windows taskbar at the bottom shows the date as 26-02-2023 and the time as 11:19.

## 4. Examination: Jnanabhumi Portal

The screenshot shows the 'Subject Allotment' page on the Jnanabhumi portal. The page title is 'Subject Allotment'. The left sidebar contains a navigation menu with categories like 'FRS/ADMISSIONS Related Services', 'JVD Services', 'Student Registration Services', 'VIEWPRINT SCHOLARSHIP APPLICATION STATUS', 'Services', 'Examination Management System (EMS)', 'Student Information', 'Enrollment for Exam', 'Hall Ticket Generation', 'D-Form Enrollment', 'Internal Marks Enrollment', 'Practical/Project Work Marks Enrollment', 'Grievance', 'Reports', 'Masters', 'VIEWPRINT EPASS SCHOLARSHIP APPLICATION STATUS', 'User Services', 'Reports', and 'Print'. The main content area contains a form with the following fields: University (SRI VENKATESWARA UNIVERSITY), Course Category (dropdown menu), Exam Pattern (dropdown menu), Course Year (dropdown menu), Semester (dropdown menu), Appearing Academic Year (dropdown menu), and Admitted Academic Year (dropdown menu). A 'Submit' button and a 'Reset' button are located at the bottom right of the form. The browser's address bar shows 'jnanabhumi.apcfss.in/ExaPaperAllotment.edu'. The system tray at the bottom shows the date and time as 11:22 on 26-02-2023.

The screenshot shows the 'Download Payment Receipts' page on the Jnanabhumi portal. The page title is 'Download Payment Receipts'. The left sidebar contains a navigation menu with categories like 'FRS/ADMISSIONS Related Services', 'JVD Services', 'Student Registration Services', 'VIEWPRINT SCHOLARSHIP APPLICATION STATUS', 'Services', 'Examination Management System (EMS)', 'Masters', 'VIEWPRINT EPASS SCHOLARSHIP APPLICATION STATUS', 'User Services', 'Reports', 'Print', 'Entry of New Grievance', 'Grievance College Report', 'College Application Submission 2021-22', and 'Logout'. The main content area contains a form with the following fields: Academic Year (2022-23), University (SRI VENKATESWARA UNIVERSITY), Course Category (dropdown menu), Semester Category (dropdown menu), and College (dropdown menu). A 'Submit' button and a 'Reset' button are located at the bottom right of the form. The browser's address bar shows 'jnanabhumi.apcfss.in/ExaReceiptgenerationReport.edu'. The system tray at the bottom shows the date and time as 11:22 on 26-02-2023.